



SADHANA EDUCATION SOCIETY'S
(Registered under society's act of 1860 & Bombay Public Trust Act 1950)
Linguistic (Gujarati) Minority
L. S. RAHEJA COLLEGE OF ARTS & COMMERCE
Estd: 1980
Relief Road, Santacruz (W), Mumbai - 400 054.
Tel.: 2660 9320 / 2661 4101 • E-mail : degree.office@lsraheja.org / principal@lsraheja.org
Website : www.lsraheja.org


REF NO. LSRC/ATKT EXAM Hall Ticket SEM I/22-23

Date:- 06.03.2023

NOTICE

Students who have applied for semester I ATKT examination (March 2023) are hereby informed to download their Semester I hall ticket from student login and take printout. You are required to produce hall ticket to the examiner at the time of examination.

Steps to download the Hall Ticket :-


DR. SEEMA UKIDVE

CHAIRPERSON, EXAM COMMITTEE

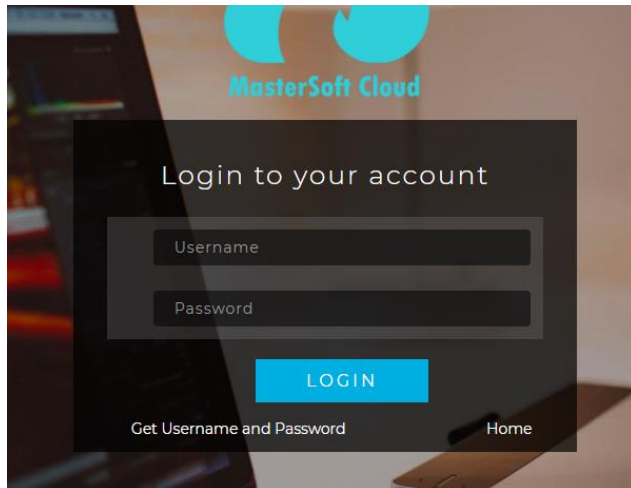


STEPS TO BE FOLLOWED TO DOWNLOAD THE HALL TICKET

Login to the student portal.

Visit www.israheja.org

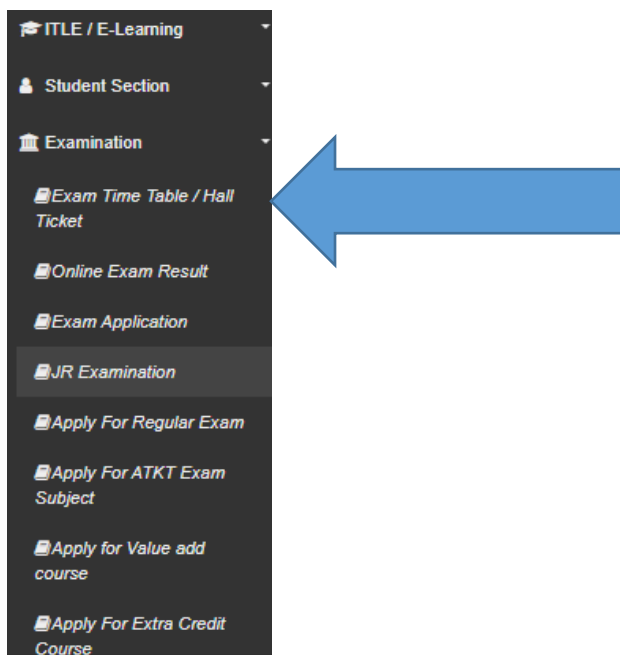
Students login >>> [Students Portal Login](#)



Enter login details.

Go to Examination

Click on Exam Time Table/Hall Ticket



Select Exam Session

Select course

Exam Type – Select External

Select Exam name - Theory-External

Format Type – Select Format 2 (External)

Then click on Generate Hall Ticket

The screenshot shows a web browser window with the URL `cimsstudent.mastersofterp.in/ExaminationTimeTable/Index`. The page is titled "Exam Time Table and Hall Ticket" and includes a note: "Note : * Marked Is Mandatory !". The form contains the following fields and options:

- Exam Session ***: A dropdown menu with the selected value "APRIL 2022 REGULAR".
- Branch/Basic Course ***: A dropdown menu with the selected value "BACHELOR OF COMMERCE".
- Course/Year ***: A dropdown menu with the selected value "FYBCOM SEM II".
- Exam Type ***: Radio buttons for "Internal", "External" (selected), and "Both".
- Exam Name**: A dropdown menu with the selected value "Select Exam".
- Format Type ***: A dropdown menu with the selected value "Format 2(External)".

At the bottom of the form, there are three buttons: "Get Time Table" (blue), "Generate Hall Ticket" (blue), and "Cancel" (orange). The left sidebar of the portal shows the user's name "Hello, TARANVEER RAVINDER JASWAL", session "Session: 21-22", and course "Course: BACHELOR OF COMMERCE SEM 2". The sidebar also lists various navigation options like Dashboard, Profile, Attendance, ITLE / E-Learning, Student Section, Examination, Hostel, Fees Receipt, Feedback, Online Registration, Payable Fees, Application Reprint, and Reset Password. The bottom of the browser window shows the Windows taskbar with the search bar and system clock.

After the click your hall ticket generated and take a print out